



**INNOVATION SCHEMES  
ENFIELD FIRST CALL FOR PROPOSALS  
OC1-2024-TIS-01**

***OPEN CALL REPORT***

***ANA SOLANGE LEAL, MARIANA FERREIRA, MARIANA MALTA (INOVA+)***

## TABLE OF CONTENTS

<b>1. INTRODUCTION TO THE OPEN CALL .....</b>	<b>3</b>
<b>2. OPEN CALL PUBLICATION.....</b>	<b>3</b>
<b>3. OPEN CALL RESULTS AND STATISTICS.....</b>	<b>4</b>
<b>4. EVALUATION AND SELECTION PROCESS.....</b>	<b>6</b>
5.1. ELIGIBILITY CHECK.....	6
5.2. ALLOCATION OF EVALUATORS.....	6
5.3. EVALUATION PERIOD AND CONSENSUS MEETING.....	6
5.4. SELECTED APPLICATIONS.....	7
5.5. STATISTICS OF THE SELECTED APPLICATIONS.....	8
<b>5. ETHICS DIMENSION .....</b>	<b>9</b>
<b>6. GENDER EQUALITY DIMENSION .....</b>	<b>9</b>

This document is released as part of the ENFIELD project, which receives funding from the European Commission through the HORIZON-CL4-2022-HUMAN-02 call and is governed by Grant Agreement No. 101120657. The ownership of this document and its contents lies with the ENFIELD Consortium, and all rights associated with it are subject to applicable laws. Accessing this document does not confer any rights or licenses related to the document or its contents. It is strictly prohibited to use or handle this document or its contents in any manner that contradicts the rights or interests of the ENFIELD Consortium, and external disclosure is prohibited without prior written consent from the ENFIELD Beneficiaries and Partners. Each ENFIELD Beneficiary and Partner may utilize this document in accordance with the terms specified in the ENFIELD Consortium Grant Agreement and the Consortium Agreement. The information provided in this document is presented as-is, and no warranty, either expressed or implied, is provided regarding its suitability for any specific purpose. Users of this information do so at their own sole risk and liability.

## 1. INTRODUCTION TO THE OPEN CALL

ENFIELD project has **1.1M€** to provide support at least **18 small scale projects** to answer specific ENFIELD challenges through four rounds of exchange open calls. This was the first out of two open calls for R&D intensive establishments to conduct applied research activities under the ENFIELD<sup>1</sup> (European Lighthouse to Manifest Trustworthy and Green AI) project, co-funded by the European Union. Through the ENFIELD Innovation Scheme open calls and the Financial Support to Third Parties (FSTP) mechanism, the project aims to attract top-level Research Institutes, Start-ups, SMEs and Large Companies to conduct foundational research activities related to specific scientific/technological challenges in artificial intelligence, contributing to ENFIELD network creation and expansion to European AI labs.

ENFIELD Innovation Schemes Open Calls grants up to 9 beneficiaries with up to 60.000€ for them to carry out activities in ENFIELD partner organizations for **3-6 months**.

## 2. OPEN CALL PUBLICATION

All the documents that provided information to the potential applicants or templates that must be provided as part of the application process for oc1-2024-TIS-01 can be found in “D5.1 – Open Call Documents”.

The ENFIELD website, as one of the key tools of the project, was the main point of information for potential applicants for the oc1-2024-TIS-01 ([https://www.enfield-project.eu/1st\\_innovation\\_oc](https://www.enfield-project.eu/1st_innovation_oc)), including relevant documents and links for the submission process (Figure 1). Also, following the requirements of the European Commission, the ENFIELD Open Call has been published on the Cascade Funding page of the Funding & Tenders Portal ([link here](#)).

The ENFIELD Open Call oc1-2024-TIS-01 was launched using the platform EU Survey on 1<sup>st</sup> June 2024 and the deadline was 31<sup>st</sup> July 2024.

To promote the open call several posts were published in the [ENFIELD LinkedIn page](#) (Figure 2).

**Enfield: European Lighthouse to Manifest Trustworthy and Green AI**

### 1ST INNOVATION SCHEME OPEN CALL

ENFIELD project has **1.1M€** to provide support at least **18 small scale projects** to answer specific technical challenges.

ENFIELD will launch 2 Open Calls to attract **R&D intensive establishments** to conduct applied research activities within energy, healthcare, manufacturing, and space sectors. At the same time, ENFIELD will extend the latest and most advanced knowledge to the academic

**Figure 1.** oc1-2024-TIS-01 dedicated tab in ENFIELD webpage.



**Figure 2.** Examples of posts published on social media to advertise oc1-2024-TIS-01.

<sup>1</sup> Grant Agreement n° 101120657, funded by the European Union.

To promote the open call and clarify potential questions interested researchers could have, the consortium has organised a webinar on the 17<sup>th</sup> of June at 14H30 CET; in which INOVA+ presented the procedures of the open call, and the technical partners (KNOW Center, ISKRA, EDP, POLIMI, ERATOS) presented the challenges potential applicants would have to address when applying. The webinar had 98 participants and was later made available on the project’s website for wider access ([https://www.enfield-project.eu/1st\\_innovation\\_oc](https://www.enfield-project.eu/1st_innovation_oc)) (**Figure 3**). Also, potential applicants were encouraged to contact the ENFIELD support team for additional information and guidance via [enfield.opencall@inova.business](mailto:enfield.opencall@inova.business).

The recording is available:



**Figure 3.** ENFIELD 1<sup>st</sup> Innovation Scheme Webinar available at the website.

### 3. OPEN CALL RESULTS AND STATISTICS

ENFIELD Open Call oc1-2024-TIS-01 received a **total of 123 applications**. The distribution of applications received across the challenges proposed by the various pillars/verticals is presented in Table 1.

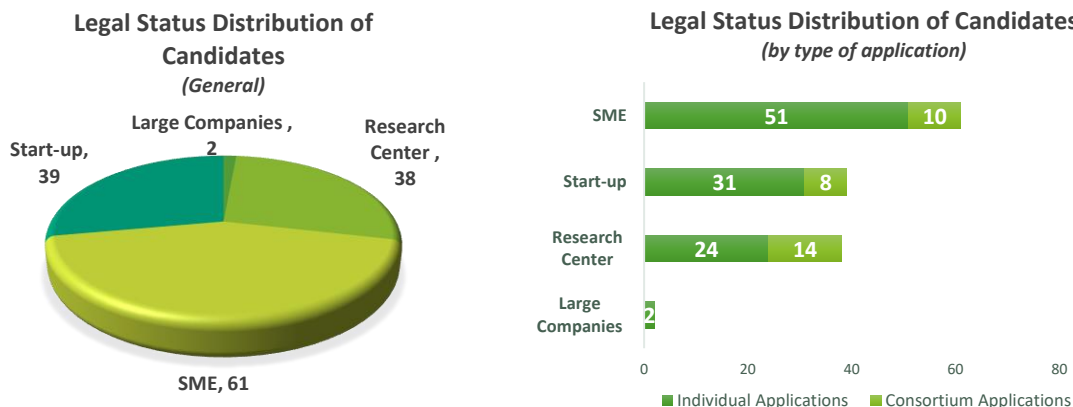
**Table 1 –** Distribution of applications received.

VERTICALS			
Challenge	Vertical	Title	Received Applications
VH.1	Healthcare	Enhancing Drug Development Through AI	9
VH.2		Enhancing Healthcare Accessibility Through AI-Driven Telemedicine	41
VE.1	Energy	Defining Physical Parameters of the Electrical Grid	11
VE.2		Heed on Early Signs of Energy Poverty	9
VE.3		Smart Management of an Electrical Factory (micro-grids) of Modern Ship	7
VM.1	Manufacturing	Low-Volume Training Dataset for Computer Vision	36
VS.1	Space	AI Satellite On-Board Processing Model for Cloud and Cloud Shadow Masking on Hyperspectral Images with a Metadata Perspective	10

Out of the 123 applications, 108 were submitted by individual applicants, while 15 were from consortia. Among the consortium applications, 13 included two entities each, and 2 included three entities each. This brings the total number of entities applying to the call to 140.

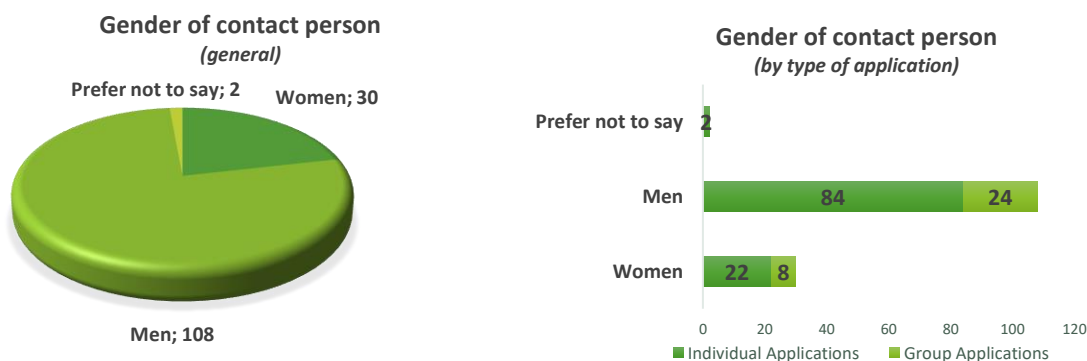
The majority of applications were received for Vertical Healthcare (50), followed by Vertical Manufacturing (36), Vertical Energy (27) and Vertical Space (10).

The legal status distribution among the received applications shows that the majority of applicants were SMEs (61), followed by Research Centres (38), Start-ups (39) and Large Companies (2) (**Figure 4**). When broken down by the type of application, individual applicants were primarily SMEs (51) and Start-ups (31), while most group applications were composed Research Centres (14), followed by SMEs (10).



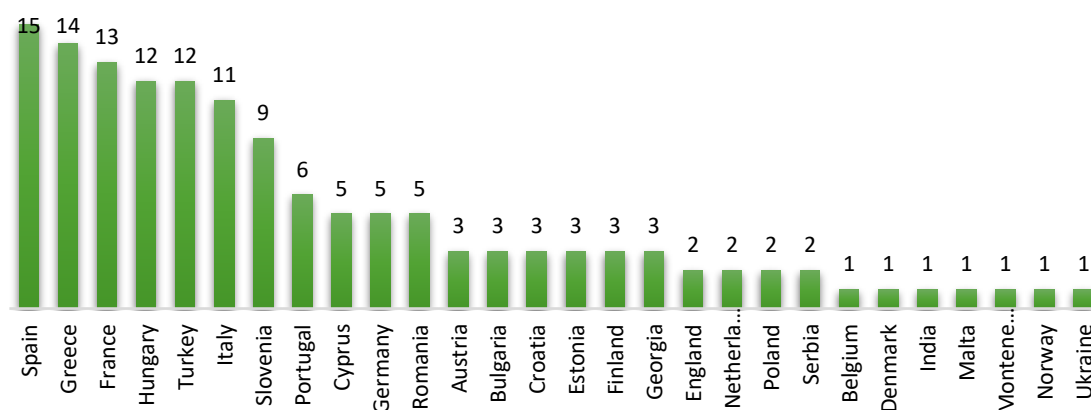
**Figure 4.** Legal Status Distribution among all the received applications. Left panel in the overall open call. Right Panel depending on the type of application (individual or group).

Regarding gender, most applications were led by men (108), with women leading 30 applications, and 2 contact persons preferred not to disclose their gender (**Figure 5**). In group applications, most contact persons were also men (84). While ENFIELD does not specifically encourage applications from women, the selection process prioritizes gender balance when proposals are tied, with preference given to those led by women or with teams closer to a 50/50 gender distribution, as outlined in the ranking rules.



**Figure 5.** Gender Distribution among all the received applications. Left panel in the overall open call. Right Panel depending on the type of application (individual or group).

Geographically, the entities applying come from 28 different countries (**Figure 6**), with Spain accounting for highest number of applicants (15), followed by Greece (14), France (13), Hungary and Turkey (12), Italy (9) and Slovenia (6).



**Figure 6.** Country of the entities among all the received applications.

## 4. EVALUATION AND SELECTION PROCESS

### 5.1. ELIGIBILITY CHECK

INOVA+ conducted the eligibility check for all 123 proposals, verifying them based on the following criteria:

- Applicants must be a research centre (legal entity) or private-for-profit company (including start-ups, SMEs, and large companies)
- Legal entities are based in EU Member States or Horizon Europe associated countries No conflict of interest
- The participating organisations should not have been declared bankrupt or have initiated bankruptcy procedures
- The organisations applying should not have convictions for fraudulent behaviour, other financial irregularities, and unethical or illegal business practices
- There should not be any conflict of interest with any of the ENFIELD partners (beneficiaries)
- The application and all requested documents are provided only in English language.
- The proposal description is provided according to the guidelines in the “ENFIELD – Innovation Scheme Open Call - oc1-2024-TIS-01\_Technical Annex”
- The application must include a budget overview for the implementation of their proposal (to be submitted using the oc1-2024-TIS-01\_ApplicationForm\_Budget Template)

Based on the above-mentioned criteria, four (4) applications were automatically rejected:

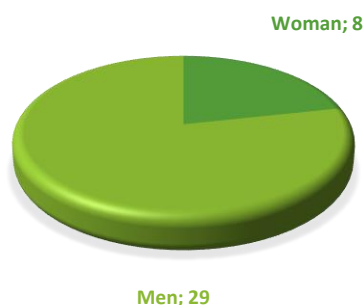
- 3 proposals that did not submit all required documentation or submitted incomplete information: *oc1-2024-TIS-01-03*, *oc1-2024-TIS-01-06*, *oc1-2024-TIS-01-41*
- 1 proposal was a duplicate: *oc1-2024-TIS-01-24*
- 1 proposal submitted by an entity based in a non-eligible country: *oc1-2024-TIS-01-89*

### 5.2. ALLOCATION OF EVALUATORS

Evaluators from the following ENFIELD partners institutions were selected for the evaluation of each Vertical:

- **Energy:** BAS, DTI, ECOE, EDP, INESC TEC, ISK, PREDICT
- **Healthcare:** BME, ICCS, KNOW, MAGGIOLI, NRS, NTNU, TUC
- **Manufacturing:** DTI, ENG, POLIMI, SINTEF, TALTECH
- **Space:** BAS, CHALMERS, ECOE

The 37 evaluators were proposed by each ENFIELD partner entity involved in the evaluation process. When analysing the gender distribution of evaluators most of them identified as men (29), with women making up 8 of the evaluators pool (**Figure 7**).



**Figure 7.** Gender distribution among evaluators.

### 5.3. EVALUATION PERIOD AND CONSENSUS MEETING

Each evaluator, upon signing the NDA, was granted access to the folder containing all documents related to the application for evaluation. The individual evaluation phase took place from the 2<sup>nd</sup> to the 30<sup>th</sup> of August of 2024.

After receiving all individual evaluation reports, INOVA+ calculated the average score for each application from the three evaluators' individual scores. These averages were then used to create the final ranking of applications. Following this process, INOVA+ organized a Consensus Meeting with all evaluators to discuss the final scores and proceed with the selection of applicants. The details about the consensus meetings (including which applications they were related to, which criteria and the outcome regarding the marks in question) will be made available to the European Commission upon request.

Following the Consensus Meeting held on the 5<sup>th</sup> of September 2024, all evaluators successfully aligned their scores. Subsequently, the process advanced to generating the Evaluation Summary Reports (ESR), which were sent to the applicants on the 13<sup>th</sup> of September 2024. Four emails from rejected applications were received asking for clarifications but no request for redress was received.

The average of the three individual evaluations gave us the final evaluation.

- Twenty-five (25) applications were automatically rejected because they ranked below the threshold (three (3) for each criterion and/or twelve (12) for the overall score)
- Seventy-six (76) applications were rejected given the budgetary resources available for the call
- Eight (8) applications were placed on reserve list

#### 5.4. SELECTED APPLICATIONS

All other nine (9) applications were selected with the following ranking:

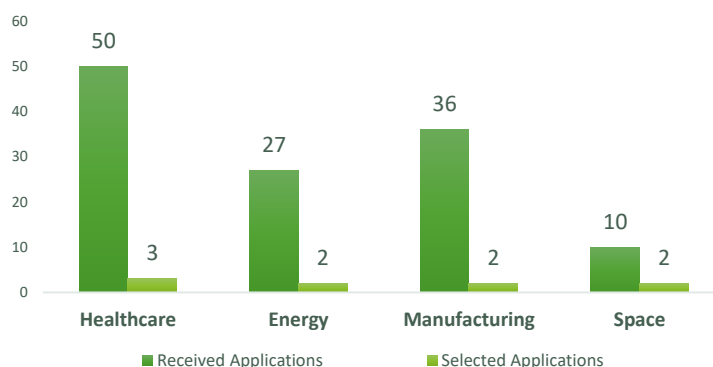
**Table 2** – List of selected applications.

Final Ranking	Proposal Identifier	Application	Challenge	Project Duration	Total Grant Amount
21	oc1-2024-TIS-01-120	Individual Application	VE.3	6 months	€ 60 000
20	oc1-2024-TIS-01-104	Individual Application	VS.1	6 months	€ 59 885
20	oc1-2024-TIS-01-90	Individual Application	VM.1	6 months	€ 42 000
20	oc1-2024-TIS-01-80*	Consortium Application	VH.1	6 months	€ 44 309,13
19	oc1-2024-TIS-01-62	Individual Application	VS.1	6 Months	€ 59 500
19	oc1-2024-TIS-01-59	Individual Application	VE.1	6 Months	€ 56 875
19	oc1-2024-TIS-01-51	Individual Application	VM.1	6 months	€ 60 000
19	oc1-2024-TIS-01-36	Individual Application	VH.1	6 months	€ 59 999,63
19	oc1-2024-TIS-01-02	Individual Application	VH.2	6 Months	€ 42 000
18	oc1-2024-TIS-01-106*	Individual Application	VH.1	6 Months	€ 59 500

Note: oc1-2024-TIS-01-80\* provided no documents, thus, it was disqualified. The highest ranked application in reserve list under vertical healthcare was selected: oc1-2024-TIS-01-106\*.

## 5.5. STATISTICS OF THE SELECTED APPLICATIONS

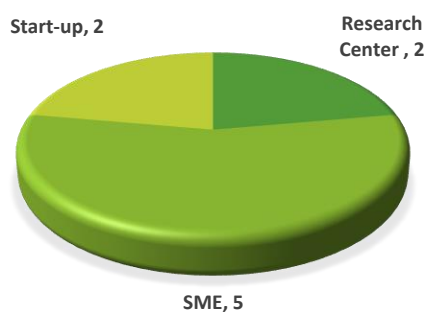
Two projects were selected per vertical, except in the Vertical Healthcare, where three projects were chosen (**Figure 8**). The success rate was 5,6% in Vertical Manufacturing, 6,0% in Vertical Healthcare, 7,4% in Vertical Energy and 20,0% in Vertical Space All the 9 selected projects were from single applicants.



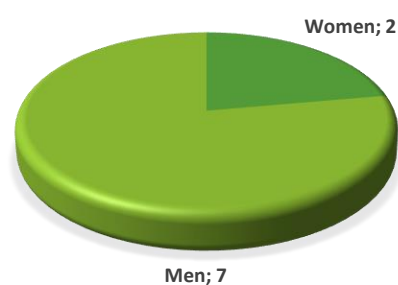
**Figure 8.** Distribution of received and selected applications across verticals.

The legal status distribution among the selected applications shows that the majority of applicants were SMEs (5), followed by Research Centres (2), and Start-ups (2) (**Figure 9**).

Regarding gender, most of the selected applications were led by men (7), with women leading 2 of the selected applications (**Figure 10**).

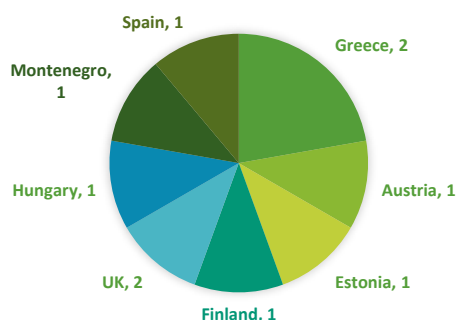


**Figure 9.** Legal Status Distribution among all the selected applications.



**Figure 10.** Gender Distribution among all the selected applications.

Geographically, the selected entities come from 8 different countries (**Figure 11**). Two of them are based in Greece, while one entity is based in each of the following countries: Austria, Estonia, Finland, Germany, Hungary, Montenegro, and Spain.



**Figure 11.** Selected application' country.



A total of **nine (9) projects** were selected out of **one hundred and twenty-three (123)** in the first ENFIELD Innovation Scheme Open Call. The average duration of exchange is **6 months**. Out of the €1.1M allocated by the ENFIELD project to support at least 18 small scale projects, **€379 760** was allocated in the oc1-2024-TIS-01 round to support 9 entities from R&D intensive establishments.

## 5. ETHICS DIMENSION

All the selected applications signed a sub-grant agreement ensuring that the projects will be carried out in line with the highest ethical standards and the applicable EU, international and national law on ethical principles (article 7 SGA). Naturally all unforeseen ethical issues that may rise during project implementation will be monitored by ENFIELD consortium on the one side, and the projects have a duty to report any issues on the other. Furthermore, the work carried out in this Open Call oc1-2024-TIS-01 followed the ethical standards set by the ENFIELD Grant Agreement article 14 (Ethics and Values), specific ethics rules are set out in Annex 5.

## 6. GENDER EQUALITY DIMENSION

Gender considerations were thoroughly incorporated throughout the development and selection processes of this Open Call oc1-2024-TIS-01, aligning with best practices for promoting diversity in AI research. While ENFIELD does not specifically encourage applications from women, the selection process prioritizes gender balance when proposals are tied, with preference given to those led by women or with teams closer to a 50/50 gender distribution, as outlined in the ranking rules. This approach ensured that gender equality standards were upheld consistently, guiding decision-making, and aligning with best practices.